













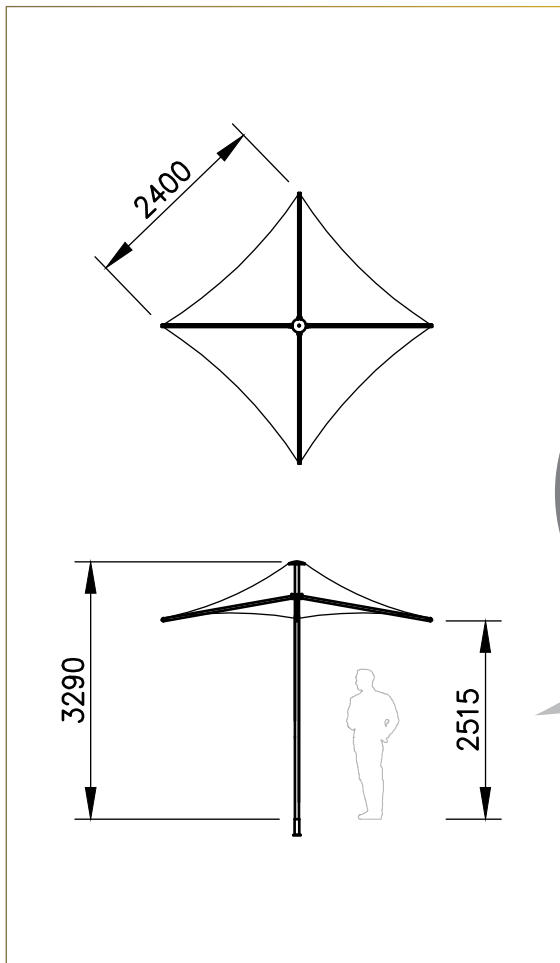


# PORTABLE 2.4M SQUARE

STYLES AVAILABLE			WIND RATING		FRAME MATERIAL		COLUMN TYPE			FEATURES			PRICE		
					<b>Al</b>	Fe									
SQUARE	HEXAGONAL	RECTANGULAR	148km/h	112km/h	ALUMINIUM	STEEL	CENTRE COLUMN	CANTILEVERED	GAZEBO	PORTABLE	FIXED	RETRACTABLE	ENTRY LEVEL	STANDARD	PREMIUM

## PORT24SP DIMENSIONS



*Our Portable range is designed to be light & easy to handle, easily removable from in-ground sockets or above-ground base plates, compatible with a large assortment of existing tables and sockets, yet able to withstand wind gusts of up to 60 kph*

- Available in 1.9m, 2.4m, 3.0m & 3.5m sizing.
- Easily retracted or opened with a rope and pulley system.
- Made from high tensile, corrosion resistant structural powder coated aluminium.
- Outside column diameter of Ø49mm which fits inside most standard table umbrella holes.
- Low maintenance, translucent, heat reflective, UV treated and fully welded architectural grade PVC membrane available in a large variety of colours.
- Marine grade stainless steel catenary cables and fittings.
- 1 year warranty on frame and fabric.
- Engineered up to 60km/h wind rating
- Accessory options include 'in-ground' or 'above-ground' lockable base plates and corporate branding.



PORTABLE 2.4M SQUARE UMBRELLAS



PORTABLE 1.9M SQUARE UMBRELLAS